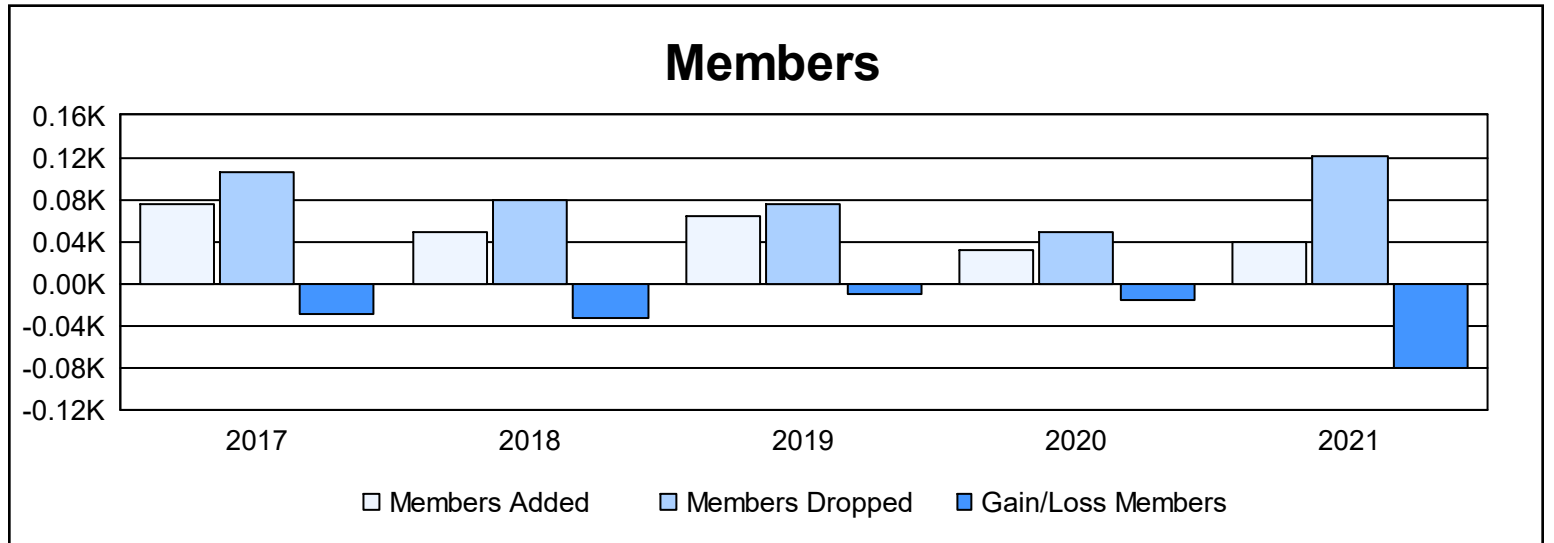
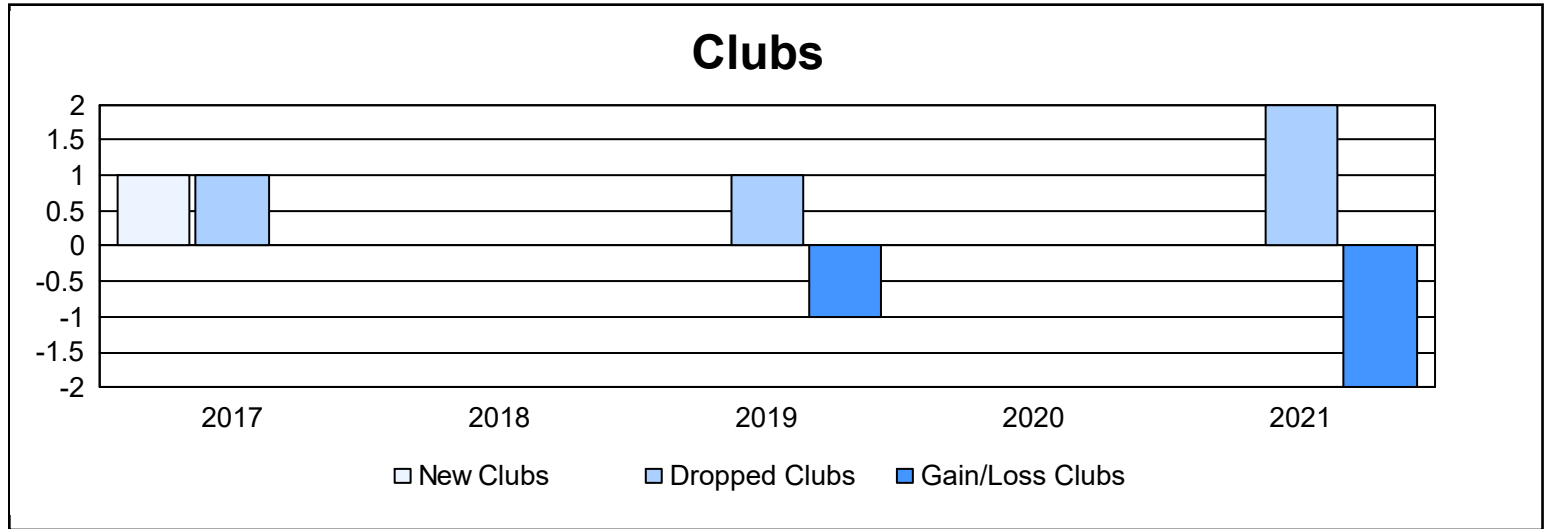
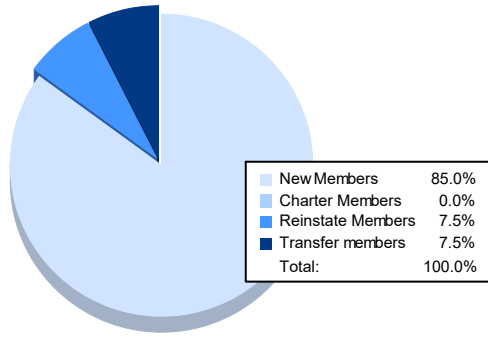


| Year           | New Clubs | Dropped Clubs | Gain/ Loss Clubs | New Members | Charter Members | Reinstate Members | Transfer Members | Total Member Added | Total Members Dropped | Gain/ Loss Members |
|----------------|-----------|---------------|------------------|-------------|-----------------|-------------------|------------------|--------------------|-----------------------|--------------------|
| 2016-2017      | 1         | 1             | 0                | 46          | 24              | 3                 | 3                | 76                 | 105                   | -29                |
| 2017-2018      | 0         | 0             | 0                | 43          | 0               | 1                 | 4                | 48                 | 80                    | -32                |
| 2018-2019      | 0         | 1             | -1               | 59          | 0               | 4                 | 1                | 64                 | 75                    | -11                |
| 2019-2020      | 0         | 0             | 0                | 32          | 0               | 0                 | 0                | 32                 | 48                    | -16                |
| 2020-2021      | 0         | 2             | -2               | 34          | 0               | 3                 | 3                | 40                 | 121                   | -81                |
| <b>Average</b> | <b>0</b>  | <b>1</b>      | <b>-1</b>        | <b>43</b>   | <b>5</b>        | <b>2</b>          | <b>2</b>         | <b>52</b>          | <b>86</b>             | <b>-34</b>         |



### Membership Composition June 2021 Cumulative



### Gender Composition June 2021 Cumulative

